


THE LAPIDARY ALPHABET



Dan Heuer - highplainsdrifter
Portfolio II
Artists of Agate: Volume 4

Table of Contents

3 The Lapidary Alphabet

16 Bouquets

23 Cases

36 Doublets

41 Experimenting

58 Intarsia

62 Jewelry

75 Master Disks

94 Scale

112 Photography Notes & Website

113 Note from the Editor


All images (c) Dan Heuer

Agate Creek

Australia



Amazonite



Antigorite



Ashwood Plume

Oregon



Bat Cave Jasper

Oregon



Bat Cave Jasper

Oregon



Bat Cave Jasper

Oregon



Bat Cave Jasper

Oregon



Bear Creek Agate

Oregon



Black Jade

Australia



Black Jade

Wyoming



Blue Biggs

Oregon



Boulder Opal

Australia



Bouquets



Brazilian Agate

Brazil



Bruneau Jasper

Idaho

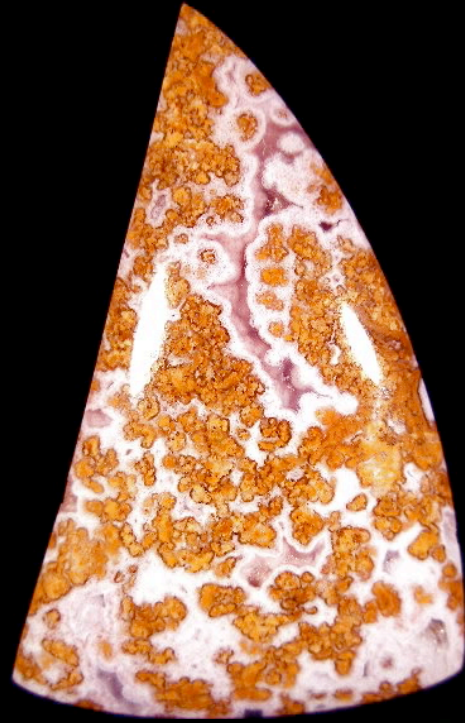


Cacoxenite in Ametrine



Calico Agate

Mexico



Canadian River


Texas



Cases



Cases



Charoite

Russia




Cherry Creek

China



Chevron Amethyst



Chrysocolla

Australia



Chrysocolla/Malachite



Coprolite



Crazy Lace

Mexico



Deschutes Jasper

Oregon



Dinosaur Bone



Dinosaur Bone



Dinosaur Bone



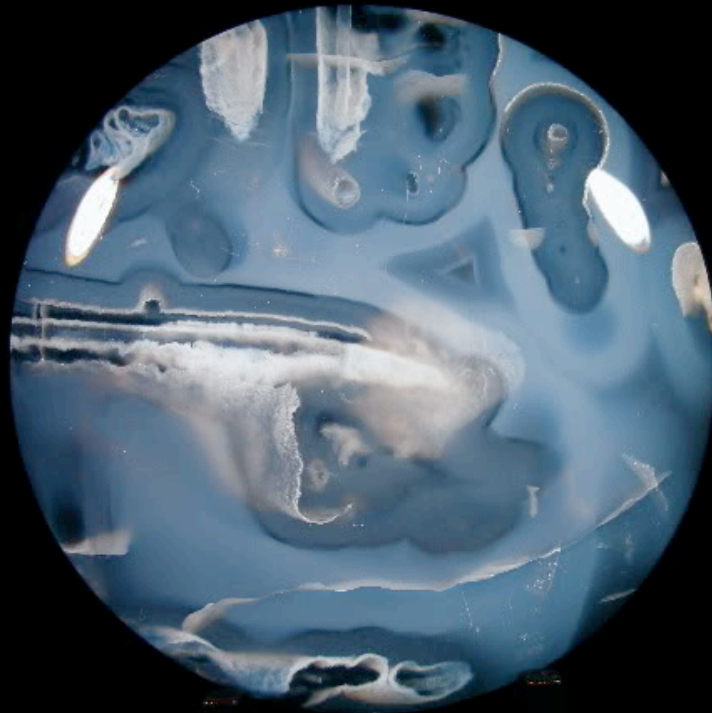
Dinosaur Bone



Doublet



Keegan Tube Agate over Maury Moss



Keegan Tube Agate over Obsidian

Doublet



Keegan Tube Agate over Maury Moss

Doublet



Keegan Tube Agate over Ochoco Green Moss



Keegan Tube Agate over Obsidian

Dryhead Agate

Montana



Eagle Rock Plume

Oregon



Experimenting

I completed a polishing experiment using three different polishes. Two of these were new to me. I've tried some of the other oxides and had settled on Super cerium. Here are the details:

The polishes:

1. Super cerium
2. Holy Cow - I'm not sure what this stuff is. It has the consistency of confectioners sugar and doesn't pull on the cab at all.
3. OMG Al oxide



The material: I wanted to choose something I'm familiar with and cut all the cabs from the same slab. I chose Deschutes picture jasper. It can be a challenging material due the different hardness of the various colored regions. Here is the slab. I switched to a sharpened brass pencil to fit them all on (3 -40x30s; 3 - 30x22s). Note the slab is flipped and at an angle to the 2nd photo.

Experimenting

The method: I'll use my standard rig and spend equal amounts of time on each wheel per cab. The slab was relatively thin, so these are shallow angle domes. Wheels: preform on Crystalite 40 grit; Shape/dome on Galaxy 80 grit; Sand on Galaxy 220; Nova 220/280/600; Pre-polish on 1200/3000 Nova. For polishing I used rough side leather spin-ons. I mix the polish using distilled water. I've heard the vinegar argument, but I don't understand the mechanism. I've heard it neutralizes alkaline impurities. However, dissolved alkaline ions, such as carbonate or bicarbonate have a molecular size that is too small to mechanically interfere. I suppose the alkaline impurities could lead to microfoaming at the interface, which could affect heat removal. This is an issue in metal-working. Anyhow, distilled water is alkaline free and provides a good standard.

Judging the results was the hardest part and is purely subjective. My photo setup is meant to eliminate reflections. So I set up a low angle image and judged by eye. Here are the photos, Mushy and my conclusions are at the end.

30x22's: Far left = super cerium; middle = OMG; right = Holy Cow



Experimenting



Super Cerium



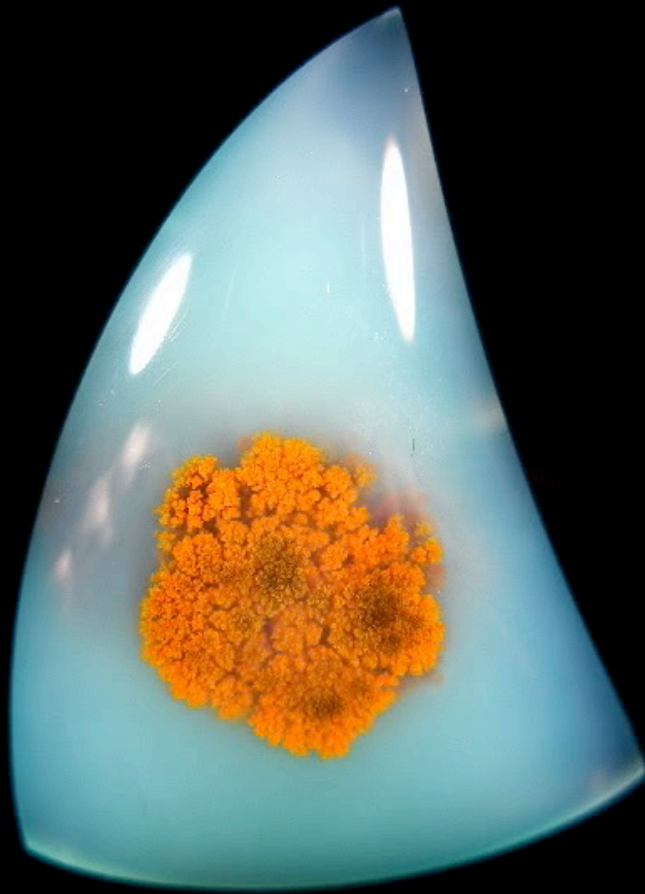
OMG




Holy Cow

My Conclusions: I ruled out the Holy Cow cabs at the start. The polish was clearly not as good as the oxides at low angles. The difference between the Super cerium and OMG was harder to see. I really felt the Super cerium was the best. It is very hard to tell from the pics I took. However at low angles in the sun the reflections were just a bit better on the cerium cabs. Mushy ruled it a tie between OMG and Super Cerium.

Fischer Stone



Gaspeite



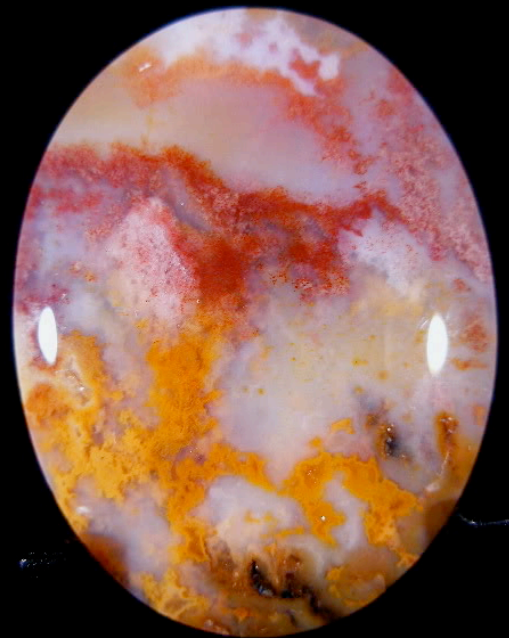
Ghost Wood

Texas



Graveyard Point

Oregon/Idaho Border




Hampton Butte Limb Cast

Oregon



Hay Creek Agate

Oregon



Holley Blue

Oregon



Horn Coral

Utah



Hornitos Poppy Jasper

California



Hornitos Poppy Jasper

California



Hornitos Poppy Jasper

California



Horse Canyon

California



Imperial Jasper

Mexico



Indonesian Coral



Intarsia



Dendritic Opalite / Black Jade



Mary Ellen Jasper / Black Jade

Intarsia



Morgan Hill / Black Jade



Ochoco Green Moss / Red Jasper

Intarsia



Blue Biggs / Badger Pocket Petrified Wood



Rhodochrosite - Argentina / Amazonite - Peru

Intarsia



Snakeskin Pet Wood / Black Jade



Owyhee Jasper / Black Jade

Jewelry



Black Jade

Jewelry



Sleeping Beauty Turquoise



Kingman Turquoise



Chrysoprase

Jumping Jeep

Oregon




Jumping Jeep

Oregon



Kabamba Jasper

Africa




Laguna Agate

Chihuahua, Mexico



Lake Superior Agate



Lapis Lazuli



Leathers Ranch

Oregon



Madagascar Pink Plume



Malachite



Mary Ellen Jasper

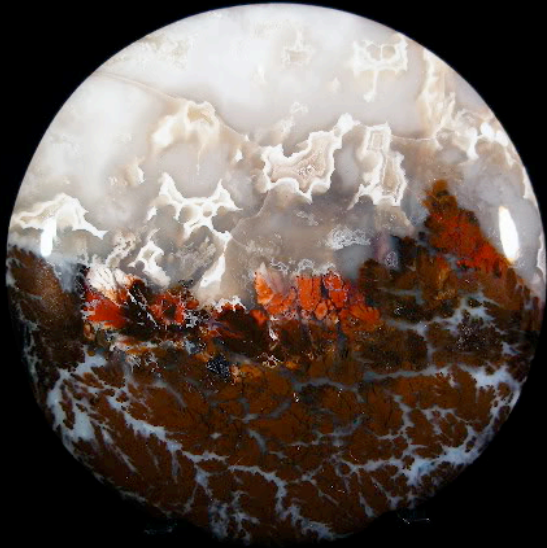


Maury Mountain Moss

Oregon



Master Disks



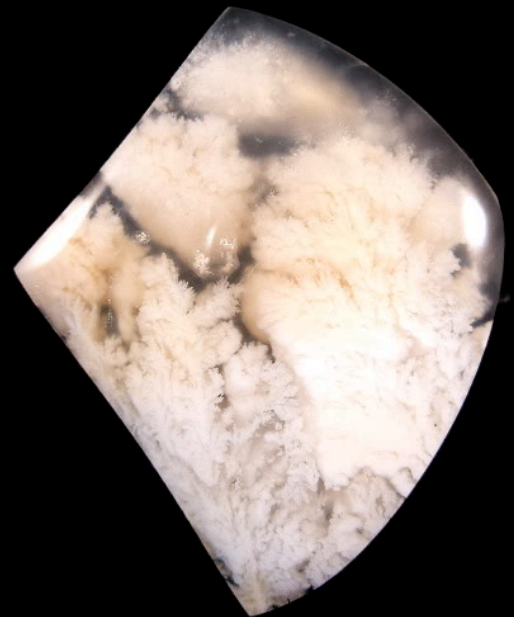

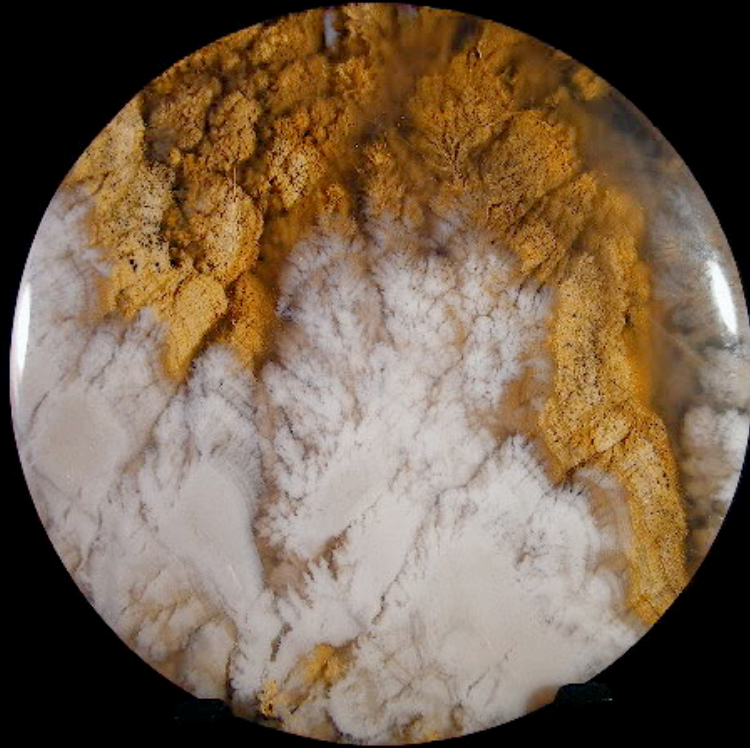
Mitchellite




Montana Agate



Nyedigger Plume



Obsidian



Ocean Jasper

Madagascar




Owyhee Picture Jasper

Oregon



Owyhee Picture Jasper

Oregon



Pilbara Jasper

Australia



Friday Thundereggs

Oregon




Friday Thundereggs

Oregon



Psilomelane Plume



Rain Forest Jasper

Australia



Rattlesnake Jasper

Nevada



Rhodochrosite



Rio Rancho Jasper

New Mexico



Robinson Ranch Plume

Oregon



Rutilated Quartz



San Lorenzo



Scale



Sheep Creek

Oregon



Spiderweb Obsidian



Stone Canyon Jasper

California



Tahoma Jasper

Washington

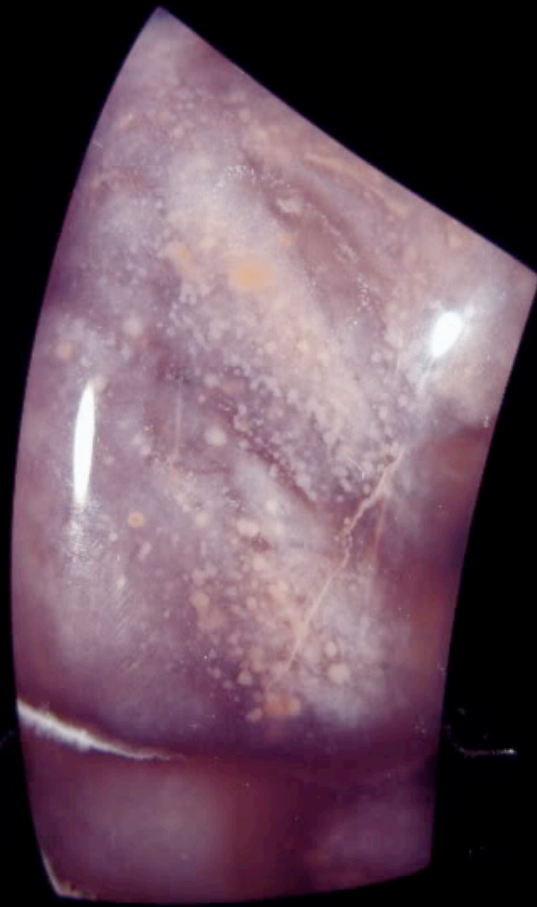


Teepee Canyon

South Dakota



Tiffany Stone



Turquoise

Cerrillos, New Mexico




Turquoise

Kingman, Arizona




Turquoise

Nacozari, Arizona

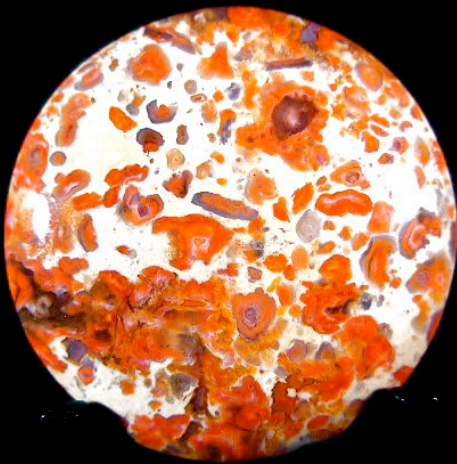


Twilight Agate

Rio Rancho, New Mexico



Unknown Material



Unknown Material



Utah Moss



Variscite



Victoria Stone




Vistaite



Walton Lake

Oregon



PHOTOGRAPHY NOTES

I use a FujiFilm Finepix F650 6MP. I use the supermacro function (auto suppressed flash) and the 03MP quality setting (640x480). I have two small studio lights (3000k, 50 W tungsten) lamps and I use the black background. I got the photo box on eBay. The vendor was "Lightingsaving."



Dan Heuer

Rock & Gem Magazine Artist of
the Month: April 2010

Dan's Website



CAUTION ROCKS

High Quality Cabochons

<http://www.caution-rocks.com/>



Artists of Agate: A Note

The idea for the Artists of Agate series of portfolios originated with the work being done on the American Agate/Jasper Database. There are many wonderful artisans and photographers posting on internet boards, and many of them offered their work to the Database. As I sifted through the hundreds of photos, several people stood out due to the quality of their images and level of their lapidary work. Though I only needed a few samples for each agate/jasper type, there were many more photos these people offered that I could have used. Producing a portfolio of their work for free downloading seemed to be a way of sharing more of their incredible shots without the limitations of the database's goal. It also permitted the publication of images that fall outside the boundaries of the Database. These portfolios are produced with the permission and aid of the featured artist. They hold all rights to the photos contained herein. Please let them know what you think of their work.

Thank you,

Series Editor - Lowell Foster

April 18, 2011

THE AMERICAN AGATE/JASPER DATABASE

Volume 1: Utah and Colorado {2nd ed} (warning - 16 MB)

[http://www.4shared.com/document/mNXTQALM/
Agate_Index_Vol_1__2nd_ed_.html](http://www.4shared.com/document/mNXTQALM/Agate_Index_Vol_1__2nd_ed_.html)

Vol 2: Wyoming and Montana

http://www.4shared.com/file/224404408/51585e57/Agate_Index_Vol_2.html

Vol 3: Idaho and Washington

http://www.4shared.com/file/229956030/cc07189f/Agate_Index_Vol_3.html

Vol 4: South Dakota, Nebraska, and Oklahoma

http://www.4shared.com/file/242786005/91b2476f/Agate_Index_Vol_4.html

Vol 5: Texas

http://www.4shared.com/document/oCLei3tU/Agate_Index_Vol_5.html

Vol 6: The South - Mississippi, Louisiana, Alabama, Florida, Georgia, Arkansas, Missouri

http://www.4shared.com/document/HMT_XBh1/Agate_Index_Vol_6.html

Vol 7: Arizona (Warning 16 MB)

http://www.4shared.com/document/XplaNpW1/Agate_Index_Vol_7.html

Volume 8 - New Mexico & Nevada

http://www.4shared.com/document/dHMLvcjE/Agate_Index_Vol_8.html

Vol 9: Oregon (Warning 20 MB)

http://www.4shared.com/document/-CARc_SR/Agate_Index_Vol_9.html

Please check the following boards to find updates such as new editions, new portfolios, and replaced links.

<http://andy321.proboards.com/index.cgi?board=ccabs&action=display&thread=39253>

or

<http://gemstone.smfforfree4.com/index.php?topic=5180.0>

ARTISTS OF AGATE PORTFOLIOS

Rare Earths and other Alien Landscapes

A portfolio by Dan Heuer

the file is 9.7 MB and is 75 pages long.

http://www.4shared.com/document/bWqx33M2/Portfolio_-_Dan_Heuer_1st_Book.html

Lakers and other Pieces from the North

A portfolio by Steve Haynes.

The file is about 7 MB and is 50 pages long.

http://www.4shared.com/document/BreWexmS/Portfolio_-_NorthShoreRocks__W.html

--White Background

or

http://www.4shared.com/document/Ep3j0Zc4/Portfolio_-_NorthShoreRocks__B.html

--Black Background

Brazilians and other Oversized Creations

A portfolio by Bob Rush

The file is about 14 MB and is 65 pages long.

http://www.4shared.com/document/YsUyjeo7/Portfolio_-_Bob_Rush__Black_Ba.html

-- Black Background

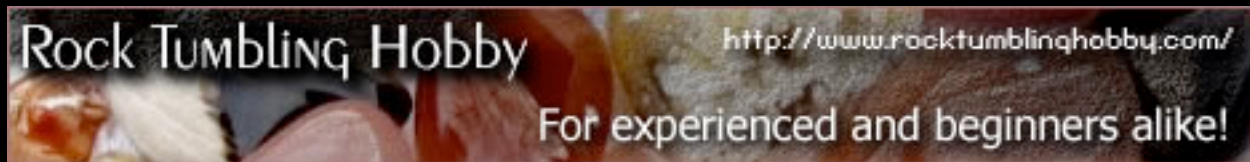
or

http://www.4shared.com/document/aLwYjIeB/Portfolio_-_Bob_Rush__White_Ba.html

-- White Background

I owe a huge thank you to the boards which allow me to both post these books and provide a place for me to make new friends and keep in touch with old ones.

-editor



<http://andy321.proboards.com/index.cgi>



<http://gemstone.smfforfree4.com/index.php>